

商工会より：カナダ統計局 **6月 CPI データ発表 2.5%** (5月 2.2%)
Statistics Canada released **June CPI 2.5%** (May 2.2%)

会員各位

7月20日、カナダ統計局 (Statistics Canada) より、2018年6月度消費者物価指数 (CPI) データが発表になりました。概要ポイント (仮訳) とリンク先を御連絡いたします。ご参照ください。なお、仮訳は、あくまで商工会事務局で訳したものであり英語の微妙な表現を保証したものではありません。英語原文にて確認した上でご利用ください。

ポイント仮訳：

- ◎ 6月度消費者物価、対前年同月比 **2.5%増** (同5月度2.2%)
- ◎ 分野別： 運輸 (+6.6%) エネルギー価格 (+12.4%)
- ◎ 州別： 6州で5月よりも高い上昇率。

(原文コピー)

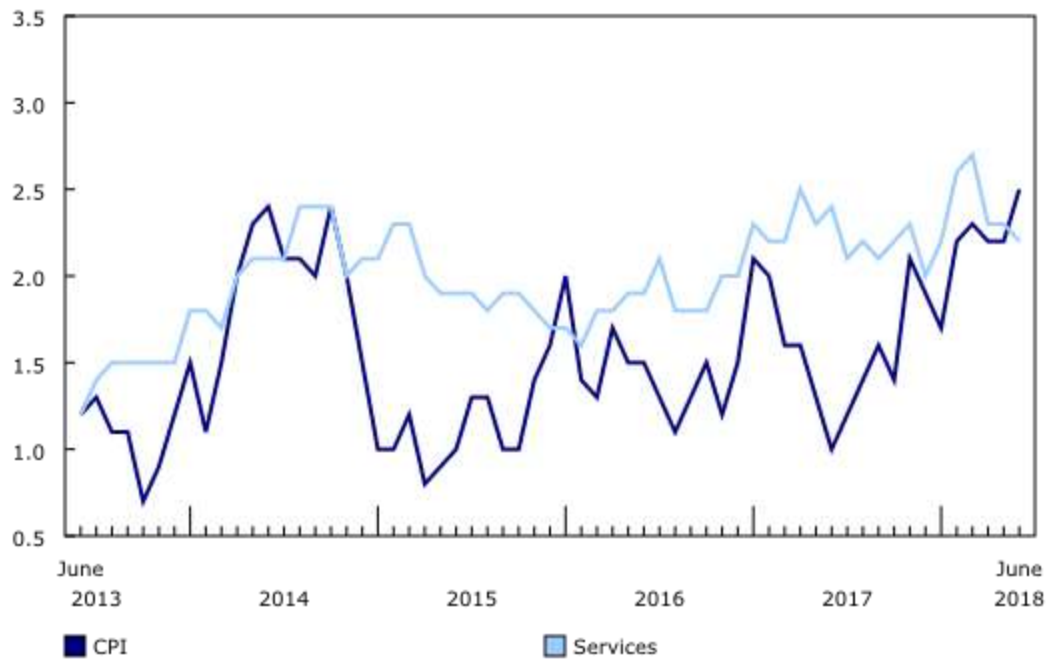
Consumer Price Index, June 2018

The Consumer Price Index (CPI) rose 2.5% on a year-over-year basis in June, following a 2.2% increase in May. This is the largest year-over-year increase in the CPI since February 2012.

Chart 1

The 12-month change in the Consumer Price Index (CPI) and the services index

12-month % change

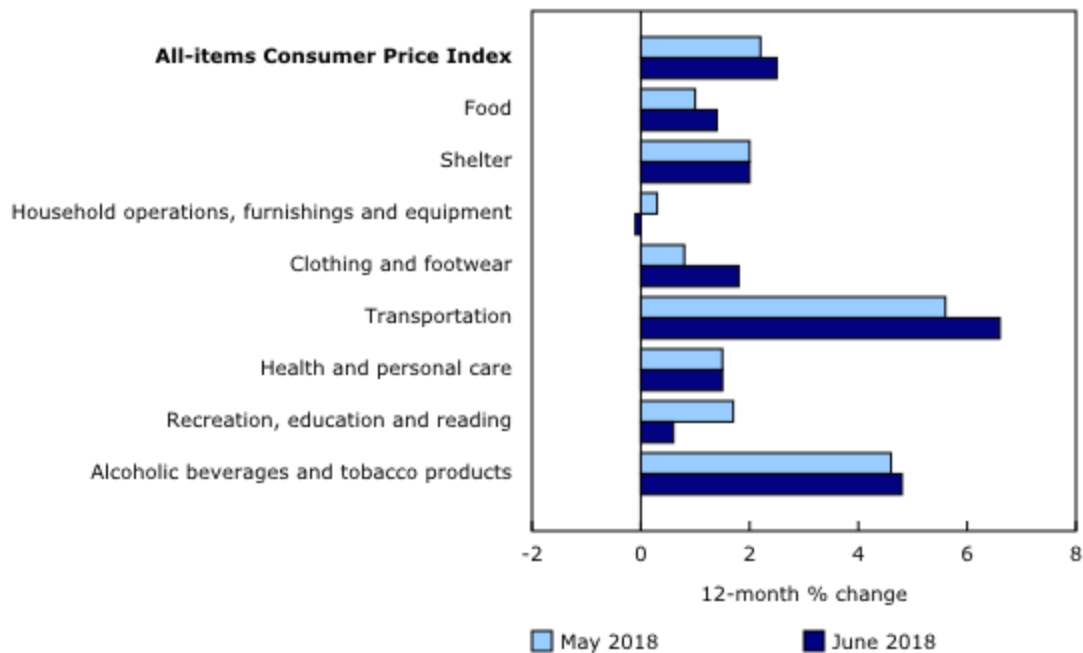


Component highlights

Seven of eight major components rose year over year. The **transportation index (+6.6%)** was the largest contributor to the year-over-year increase, while the household operations, furnishings and equipment index (-0.1%) was the lone major component to decline.

Chart 2

Consumer prices increase in seven of eight major components



Energy costs were 12.4% higher compared with June 2017, after increasing 11.6% year over year in May. Year-over-year gains in prices for gasoline (+24.6%) and fuel oil and other fuels (+25.9%) were larger in June than in May, as sustained increases in crude oil prices and exchange rate pressures continued to impact consumer prices. Prices for durable goods rose 0.6% year over year, led by growth in the purchase of passenger vehicles index (+1.8%). This gain is attributable to lower rebates on 2019 model-year vehicles.

Year-over-year gains in the price of services were lower in June (+2.2%) than in May (+2.3%), moderating the growth in the CPI. Prices for telephone services (-8.8%) continued to decline year over year, amid a series of industry-wide price promotions. Consumers paid 8.4% less for travel tours compared with June 2017. The homeowners' replacement cost index increased less on a year-over-year basis in June (+1.4%) than in May (+2.0%).

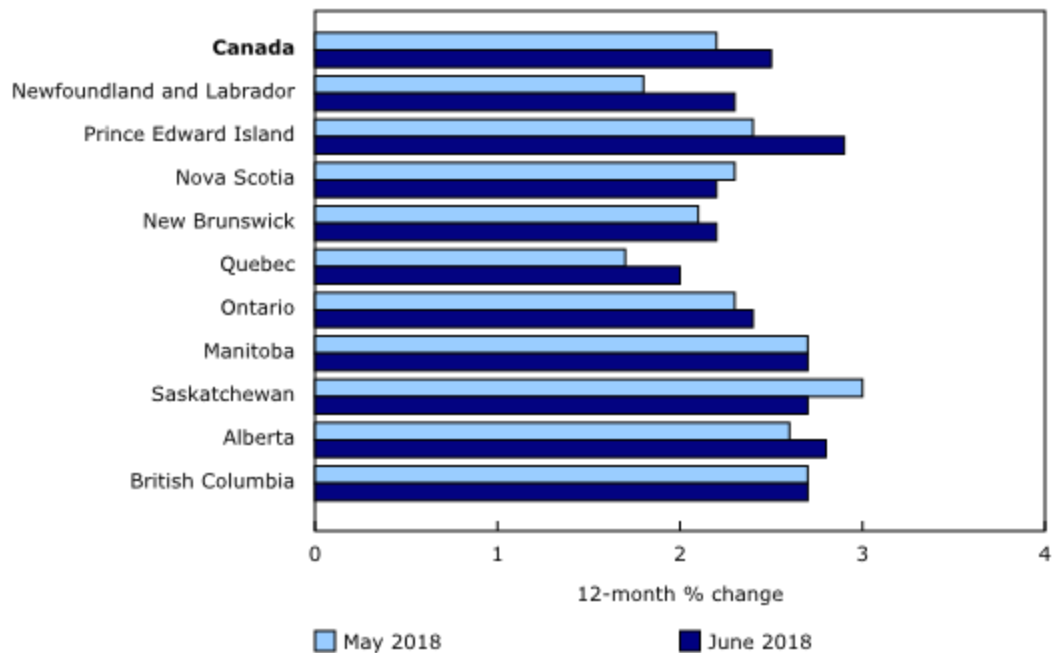
Regional highlights

Prices rose more in six provinces in June on a year-over-year basis compared with the previous month. This growth was strongest in Prince Edward Island, where prices increased 2.9%.

The CPI in Newfoundland and Labrador rose 2.3% in June. Gasoline prices were up 16.5% in the 12 months to June after increasing 5.5% the previous month.

Chart 3

Consumer prices rise at a faster rate in six provinces



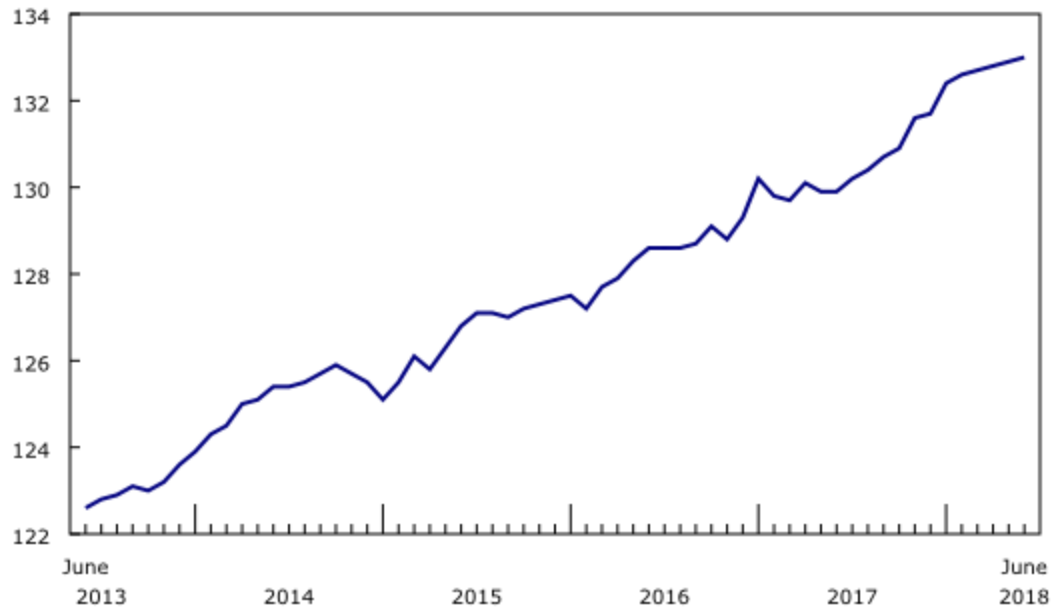
Seasonally adjusted monthly Consumer Price Index

On a [seasonally adjusted monthly basis](#), the CPI rose 0.1% in June, matching the increase in May. Six of eight major components increased, while the household operations, furnishings and equipment index (-0.3%) and the recreation, education and reading index (-0.6%) both declined.

Chart 4 

Seasonally adjusted monthly Consumer Price Index

index (2002=100)



原文は以下のサイトを参照ください。

<https://www150.statcan.gc.ca/n1/daily-quotidien/180720/dq180720a-eng.htm?CMP=mstatcan>

トロント日本商工会
事務局