

商工会より:カナダ統計局 **7月 CPI データ発表 1.2% (6月 1.0%)**  
Statistics Canada released **July CPI 1.2%** (June 1.0%)

会員各位

8月18日、カナダ統計局(Statistics Canada)より、2017年7月度消費者物価指数(CPI)データが発表になりました。概要ポイント(仮訳)とリンク先を御連絡いたします。ご参照ください。なお、仮訳は、あくまで商工会事務局で訳したものであり英語の微妙な表現を保証したものではありません。英語原文にて確認した上でご利用ください。

ポイント仮訳:

- ◎ 7月度消費者物価、対前年同月比 **1.2%増**(同6月度 1.0%)
- ◎ 分野別: 運輸コスト(+1.9%) 住宅関連(+1.3%) 食品(+0.6%)
- ◎ 州別: オンタリオ州(+1.2%)

(原文コピー)

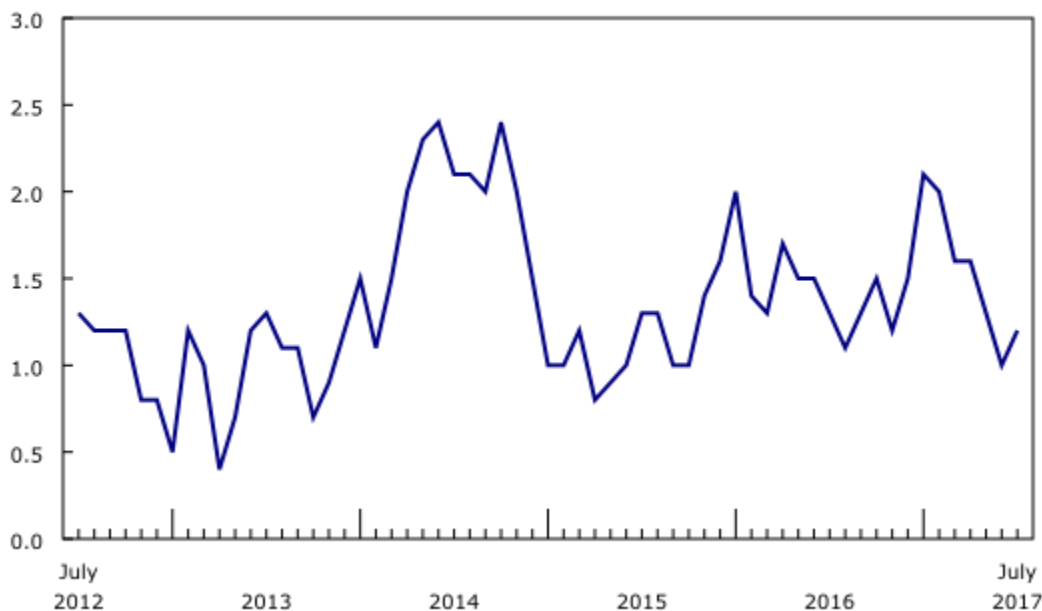
## Consumer Price Index, July 2017

The Consumer Price Index (CPI) rose 1.2% on a year-over-year basis in July, following a 1.0% gain in June.

### Chart 1

The 12-month change in the Consumer Price Index

12-month % change

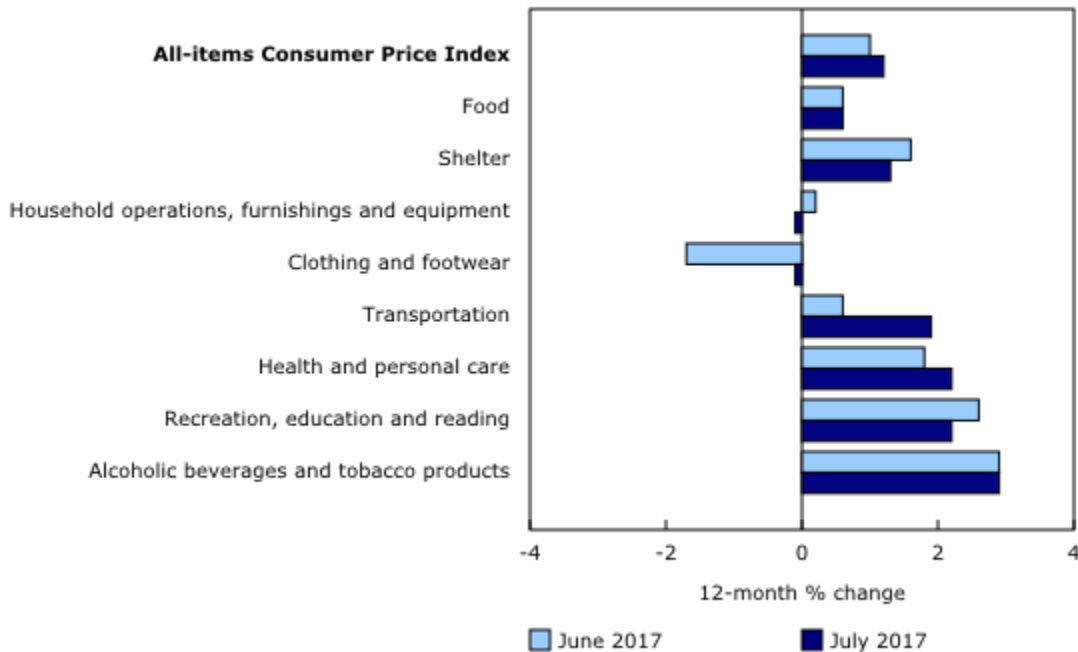


## 12-month change in the major components

Prices were **up in six of the eight major components** in the 12 months to July, with the **transportation and shelter indexes contributing the most** to the year-over-year rise in the CPI. The household operations, furnishings and equipment index and the clothing and footwear index declined on a year-over-year basis.

**Chart 2** 

Consumer prices increase in six of the eight major components



**Transportation costs rose 1.9%** on a year-over-year basis in July, following a 0.6% increase in June. Gasoline prices contributed most to the gain in prices, as well as to their acceleration, rising 4.6% in the 12 months to July, after posting a 1.4% decline in June. The purchase of passenger vehicles index increased 0.2% year over year in July, after declining 0.2% the previous month. At the same time, passenger vehicle insurance premiums rose at a slower rate in the 12 months to July than they did in June.

The **shelter index increased 1.3%** year over year in July, after rising 1.6% in June. Homeowners' replacement costs contributed the most to the gain in prices, rising 4.1% in the 12 months to July. Prices for natural gas (+9.7%) increased at a slower year-over-year rate than they did in June. Meanwhile, the electricity index recorded its largest decrease since April 2003, down 9.1% year over year in July, following a 5.3% decline in June. The decline at the national level largely reflected legislated price declines in Ontario.

Consumer prices for **food rose 0.6%** on a year-over-year basis in July, matching the gain in June.

The **health and personal care index increased 2.2%** in the 12-month period ending in July, its largest gain since May 2011. This increase is partly attributable to the non-prescribed medicines index, which grew 4.4% on a year-over-year basis in July, after a 1.2% increase in June.

In July, the **household operations, furnishings and equipment index declined** on a year-over-year basis for the first time since August 2006, down 0.1%. The furniture index contributed the most to this decline, down 2.9% in the 12 months to July. The telephone services index increased 0.1% year over year in July, after rising 2.0% in June. On a monthly basis in July, telephone services prices fell 1.8%. Prices for household appliances (-2.0%) declined less, year over year, in July than in June.

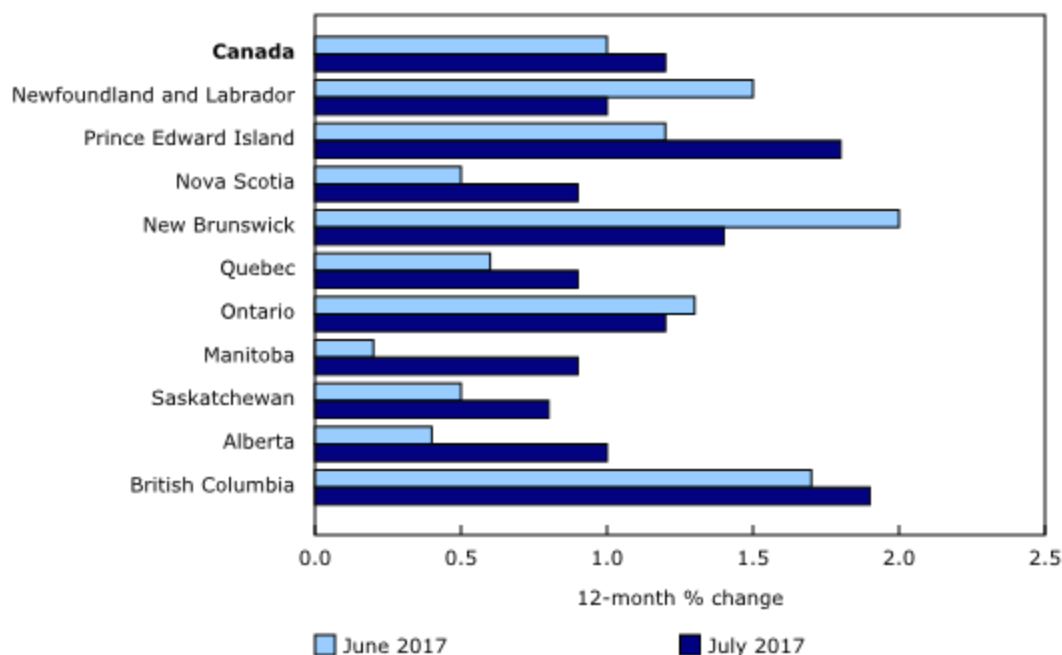
Clothing and footwear prices decreased 0.1% in the 12 months to July, after a 1.7% decline in June. Prices for men's clothing and women's clothing declined less on a year-over-year basis in July than in June. At the same time, prices for footwear rose 1.6% in July, following a 0.3% increase in June.

## 12-month change in the provinces

Consumer prices rose more on a year-over-year basis in seven provinces in July than they did in June, while they decelerated in three. The deceleration in Newfoundland and Labrador and in New Brunswick partly reflects the ending of the 12-month period that followed the increase of the Harmonized Sales Tax in July 2016 in these provinces.

### Chart 3

Consumer prices rise at a faster rate in seven provinces



In New Brunswick, the CPI increased 1.4% on a year-over-year basis in July, after rising 2.0% in June. The purchase of passenger vehicles index rose less in the 12 months to July (+0.2%) than it did in June (+1.4%). Food purchased from restaurants rose 1.0% in July, after rising 3.1% in June. Traveller accommodation costs in New Brunswick rose 24.3% in the 12-month period ending in July, the largest increase on record; this price growth is partly attributable to additional demand observed throughout the Maritime region in recent months, and may also be influenced by celebrations of, and travel related to, Canada's 150th birthday.

The **CPI in Ontario was up 1.2%** in the 12 months to July. Homeowners' replacement costs contributed the most to this growth, up 6.3% year over year in July, the smallest gain since July of last year. Among the provinces, year-over-year growth in the prices for fresh fruit accelerated the most in Ontario. Electricity costs fell 25.5% on a year-over-year basis in July, mainly reflecting the effects of the *Ontario Fair Hydro Plan Act*.

While the gasoline index was the main contributor to the acceleration in the 12-month change in consumer prices at the national level, its impact was greater in the Prairie provinces. It partly reflected large monthly declines in July 2016, as gasoline prices adjusted following supply disruptions in the previous months.

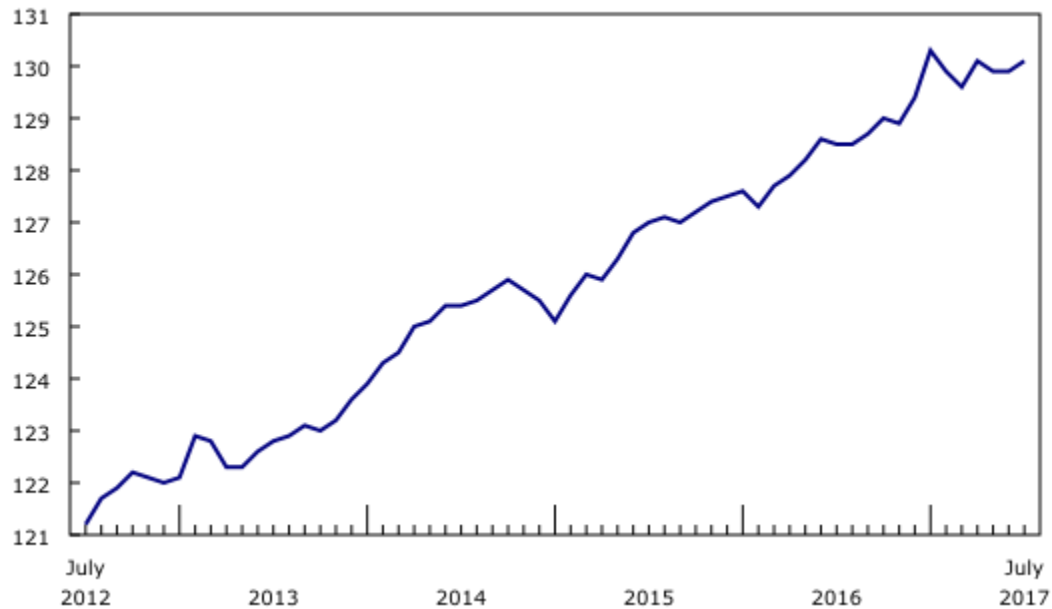
## Seasonally adjusted monthly Consumer Price Index

On a [seasonally adjusted monthly basis](#), the CPI increased 0.2% in July, after posting no change in June.

#### Chart 4

Seasonally adjusted monthly Consumer Price Index

index (2002=100)



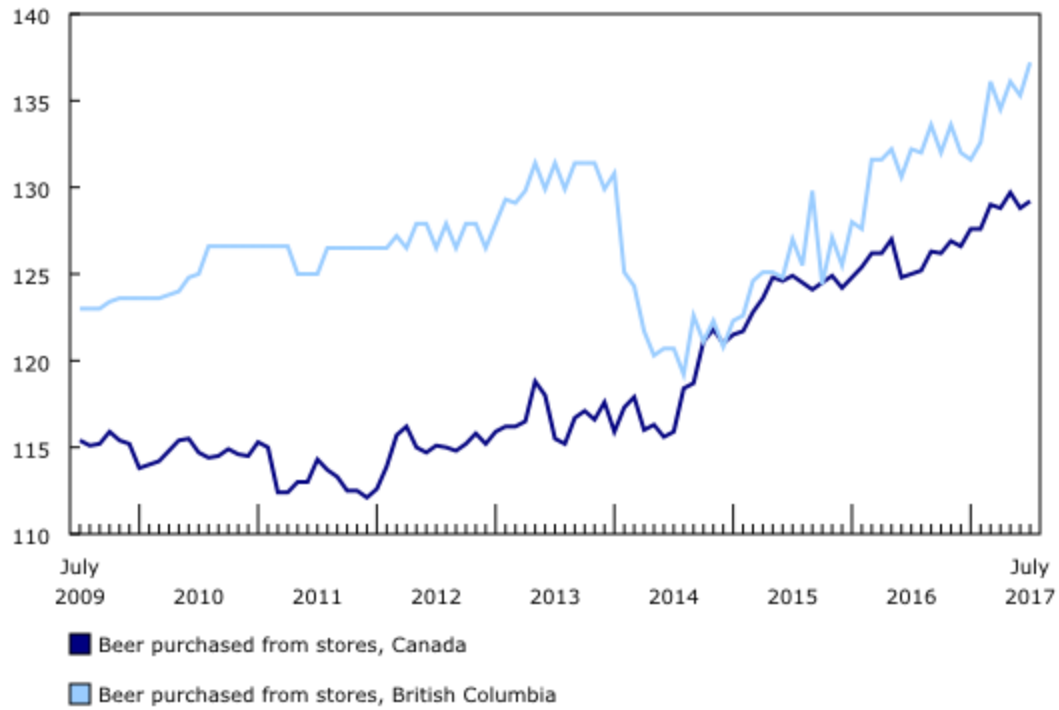
In July, five major components increased on a seasonally adjusted monthly basis, while two decreased. The recreation, education and reading index was unchanged.

On a seasonally adjusted monthly basis in July, the clothing and footwear index (+0.5%) posted the largest gain, while the household operations, furnishings and equipment index (-0.2%) posted the largest decline.

#### Chart 5

Beer purchased from stores index, Canada and British Columbia, July 2009 to July 2017

index (2002=100)



原文は以下のサイトを参照ください。

<http://www.statcan.gc.ca/daily-quotidien/170818/dq170818a-eng.htm?CMP=mstatcan>

トロント日本商工会  
事務局